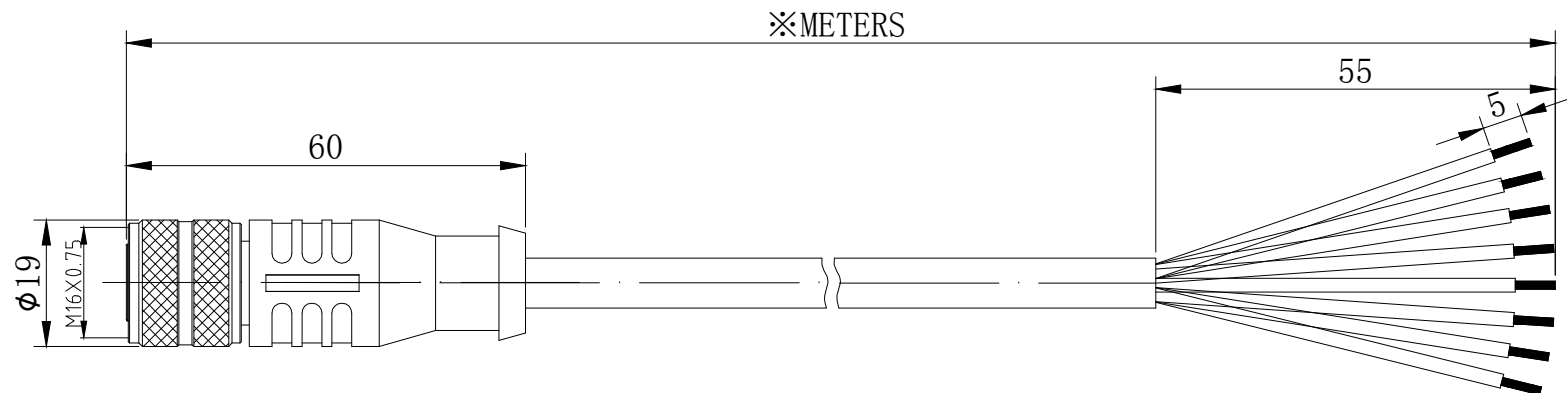


Diagram of a circular board with 8 numbered positions (1-8) and a legend:



- 1. WH
- 2. BN
- 3. GN
- 4. YE
- 5. GY
- 6. PK
- 7. BU
- 8. RD

SPECIFICATIONS	
CONTACT CARRIER MATERIAL/COLOR	PA6/BLACK
MOLDED HEAD MATERIAL/COLOR	TPU/BLACK
CONTACTS	BRASS/GOLD
COUPLING NUT MATERIAL/PLATING	BRASS/NICKEL
RATED CURRENT	7 A
RATED VOLTAGE	125 V
CONDUCTOR INSULATION MATERIAL	PVC/BLACK
NUMBER OF CONDUCTORS (AWG)	8X18AWG
OPERATING TEMPERATURE	-40°C — +80°C
PROTECTION CLASS	IEC IP67



CABLE LENGTH	TOLERANCE
ALL LENGTHS	+4% (OR 50mm) OF LENGTH -0% (OR 0mm) OF LENGTH WHICHEVER IS GREATER
STRIP LENGTH	TOLERANCE
0 - 7mm	± 1.0mm
8 - 29mm	± 1.5mm
30 - 49mm	± 2.0mm
50 - 69mm	± 3.0mm
70 - 100mm	± 4.0mm
over 100mm	± 5.0mm

REV	COUNT	DESCRIPTION OF REVISIONS	BY	CHECKED	DATE

UNIT OF MEASUREMENT MILLIMETER		<div></div> Tianjin Geneuo Technology Co.,Ltd		
Approved: Date:	Date: 2019.3.18	Description: DNK8-8--xM/P00		
Process: Date:	Scale: 1:1			
Checked: Date:	3RD Angle Projection		www.gsee-tech.cn www.gsee-tech.com	REV A
Designed: ZL Date: 2019.4.9			SOURCE DRAWING-FOR REFERENCE ONLY	